

## Model: AF44D6-1P

Powered by AGG



### Generator Specification

Service	PRP <sup>(1)</sup>	ESP <sup>(2)</sup>
Power (kVA)	40	44
Power (kW)	40	44
Rated speed ( r.p.m)	1800	
Standard voltage (V)	240V	
Rated at power factor(cos phi)	1.0	



AGG Power gensets are compliant with ISO 9001 and CE standard, which include the following directives:

- 2006/42/EC Machinery safety.
- 2006/95/EC Low voltage
- EN 60204-1: 2006+A1: 2009, EN ISO 12100: 2010, EN ISO 13849-1: 2008, EN 12601 : 2010

#### (1) PRP (Prime Power):

According to ISO8528-1, prime power is the maximum power available during a variable power sequence, which may be run for an unlimited number of hours per year, between stated maintenance intervals. The permissible average power output during at 24 hours period shall not exceed 80% of the prime power. 10% overload available for governing purposes only.

#### (2) ESP (Standby Power):

According to ISO 8528-1, It is defined as the maximum power available, under the agreed operating conditions, for which the generating set is capable of delivering for up to 500 hours of operation per year (of which no more than 300 hours for continuative use) with the maintenance intervals and procedures being carried out as prescribed by the manufacturers. No overload capability is available.

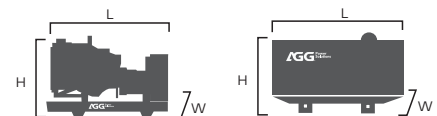
Powers Voltage (V)	ESP		PRP		Standby Amps
	KVA	KW	KVA	KW	
240	44	44	40	40	183.3
230	44	44	40	40	191.3
220	44	44	40	40	200.0

### Performance Data

Model	AF44D6-1P	
Engine brand	AGG	
Engine model	AF3860	
Speed control type	Electronic	
Phase	1	
Control system	Digital	
Starter motor voltage	12V	
Frequency	60HZ	
Engine speed (RPM)	1800	
Fuel Consumption (L/H)	100% standby power	10.8
	100% prime power	9.8
	75% prime power	7.5
	50% prime power	5.3

#### Standard reference Conditions

Note: Standard reference condition 25°C (77°F) air inlet temp, 100m(328ft) A.S.L 30% relative humidity. Fuel consumption dat with diesel fuel with specific gravity of 0.85 and conforming to BS 2869: 1998 , Class A2



### Dimension and Weight

Dimension	Open	Silent
Length (L)	2020mm	2320mm
Width (W)	860mm	900mm
Height (H)	1410mm	1276mm
Net Weight	-	-
Fuel Tank (L)	-	-

Note: This parameters allows for some acceptable deviations.

### Basic technical data

No. of cyl / Arrangement	4L
Injection system	Direct
Governor Method	Electronic
Induction System	Naturally Aspirated
Bore x stroke mm	102*118 mm
Displacement	3.86 L
Compression ratio	17.5 : 1
Engine speed	1800rpm
Flywheel rotation	Counter-clockwise viewed on flywheel
Housing flywheel	SAE 3
Flywheel	11.5"
Engine dry weight	350
Heat rejection of exhaust	43.9 kW
Heat rejection from engine	3.4 kW
Heat rejection of coolant	31 kW
Dimensions	810*680*800 mm

### Performances

Prime Power (gross)	45 kWm
Stand-By Power (gross)	50 kWm
Fan consumption	2.2 kWm
Performance conditions	
-temperature	25°C
-pressure	100 mbar
-humidity	30%

### Lubrication system

Oil system capacity including filters	12.5 L
Oil pressure at rated speed	>=3.5 kPA
Oil temperature max	110 °C
Oil specification	15W40 CF4
Oil consumption	0.06%

### Intake system

Air consumption at 100% of load	3.9 m <sup>3</sup> /min
Air intake restriction clean filter	≤ 2.5
Air filter type	Dry

### Exhaust system

Gas flow at stand by power	11.8 m <sup>3</sup> /min
Max temperature	550 °C
Max allowable back pressure	6.7 kPa

### Electric system

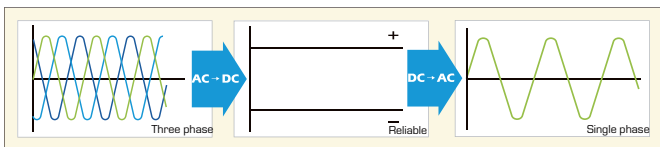
starter motor power	4.5 kW
rated voltage	24 V
Starting batteries recommended capacity	120*2 Ah
Alternator rated voltage	28 V
power	1000 kW

### Cooling package

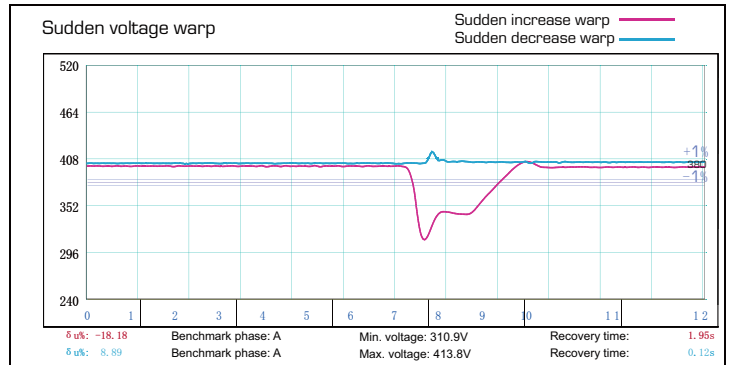
Type	Liquid
Recommended coolant	Water + Ethylene Glycol(50:50)
Coolant capacity	TBD
Shutdown switch setting	100 ± 3°C
Fan	
-diameter	420 mm
-number of pale	7
-drive ratio	185/110

## ■ Alternator Specification

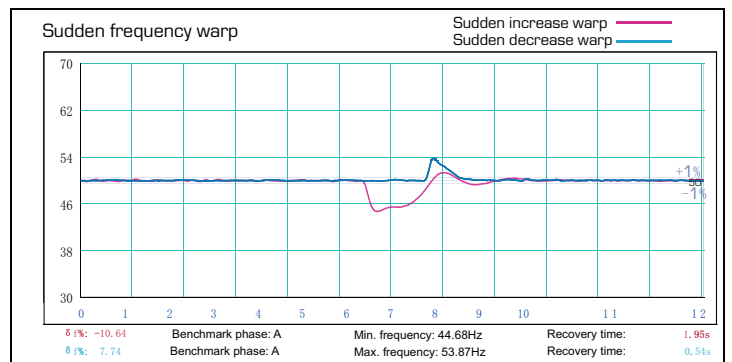
Alternator	
Number of phase	1
Power factor (Cos Phi)	1
Poles	4
Winding Connections (standard)	Delta
Terminals	12
Insulation type	H class
Winding Pitch	2/3
IP rating	IP23
Excitation system	Self-excited
Bearing	Single bearing
Coating	Vacuum impregnation
Voltage regulator	A.V.R
Coupling	Flexible disc



Emergency voltage curve



Emergency frequency curve



## ■ Options

Engine	Alternator	Generator Sets	Fuel System
<ul style="list-style-type: none"> <li>Water Jacket Pre-heater</li> <li>Fuel heater</li> </ul>	<ul style="list-style-type: none"> <li>Winding Temp measuring Instrument</li> <li>Alternator Pre-heater</li> <li>PMG</li> <li>Anti-damp and anti-corrosion treatment</li> <li>Anti-condensation heater</li> <li>Winding and bearing RTD</li> </ul>	<ul style="list-style-type: none"> <li>Tools with the machine</li> <li>Extended range fuel tank</li> <li>Bunded fuel tank</li> </ul>	<ul style="list-style-type: none"> <li>Low fuel level alarm</li> <li>Automatic fuel feeding system</li> <li>Fuel T-valves</li> </ul>
Canopy	Lub oil system	Cooling System	Control Panel
<ul style="list-style-type: none"> <li>Rental type Canopy</li> <li>Trailer</li> </ul>	<ul style="list-style-type: none"> <li>Oil Pre-heater</li> <li>Oil temp sensor</li> </ul>	<ul style="list-style-type: none"> <li>Front heat protection</li> </ul>	<ul style="list-style-type: none"> <li>Remote control panel</li> <li>ATS</li> <li>Synchronizing controller</li> <li>Adjustable earth leakage relay</li> </ul>

## Control Panel

### Configuration

- Emergency stop button
- Protection MCB
- Battery charger
- Integrated aviation plug
- ATS connection
- Digital control module

### Features

- 3 phase generator set monitoring
- Support of engines equipped with electronic control unit
- Comprehensive diagnostic message
- Automatic or manual start/stop of the gensets
- Push buttons for simple control, lamp test
- Graphic back-lit LCD display
- Parameters adjustable via keyboard or PC
- Mains measurements ( 50HZ/60HZ)
- Generator measurements ( 50HZ/60HZ)
- Comprehensive shutdown or warning on fault condition
- 3 phase Generator protections
  - Over-/under voltage
  - Over-/under frequency
  - Current/voltage asymmetry
  - Over current/overload
- 3 phase AMF function
  - Over-/under frequency
  - Over-/under voltage
  - Voltage asymmetry
- Configurable analog inputs
- Battery voltage, engine speed (pick-up) measurement
- Configurable programmable binary inputs and outputs
- Warm-up and cooling functions
- Generator C.B. and Mains C.B. control with feedback and return timer
- RS232 interface
- Modem communication support
- Hours counter
- Sealed to Ip65
- Event log

### Benefits

- Less wiring and components
- Integrated solution
- Less engineering and programming
- User friendly set-up and button layout
- Module can be configured to suit individual applications
- PC software for simplified configuration
- Wide range of communication capabilities

### Operation conditions

- Operation temp: -20 °C to + 70 °C
- Storage temp: -30 °C to + 80 °C
- Operating humidity: 95% w/o condensation
- Vibration : 5-25Hz, ±1.6 mm  
5-100Hz, a=4g
- Shocks: a= 500m/s<sup>2</sup>

### Options

- Ethernet interface (Remote monitoring and control)
- GSM modem/wireless internet (Remote monitoring and control)
- RS232-RS485 Dual port interface
- Synchronizing control panel
- Distribution board with sockets kit and power busbar
- Battery trickle charge ammeter
- Earth leakage protection
- Earth fault protection
- Low fuel level alarm
- Low fuel level shutdown
- High fuel level alarm
- Fuel transfer system control
- Low coolant level shutdown
- High lube oil temp shutdown
- Overload via alarm switch on breaker
- Engine coolant heater controls
- Control panel heater
- Speed adjust switch
- Oil temp displayed on LCD screen
- Additional 8 inputs and outputs